

## MoLI Social Guide

---



MoLI, the Museum of Literature Ireland is a museum for everybody.

Today we are going on a trip to MoLI.

MoLI is a friendly and fun museum in St Stephen's Green where we will see, hear and learn about many Irish writers and storytellers.

---

Before going on our trip, we will listen to a story about our visit to MoLI.

In this story we will learn about:

- How we enter the museum
- Some of the people who work there
- The rooms that we will visit
- And the fun activities that we will do there.

### **How we enter MoLI**

We can enter MoLI in three ways:

1. We can enter the main entrance by climbing several steps.



---

2. We can call the lift to street level, which will bring us down to the ground floor to enter MoLI.



3. We can also access MoLI by entering via the Iveagh Gardens, through the Readers Garden and down the steps to the courtyard which will lead us to our second ticketing desk on the ground floor.



---

## Ticket Desks

There are two ticket desks in MoLI.

Once you walk up the main entrance steps, there is a ticket desk at the main entrance.



And a second ticket desk is downstairs on the ground floor: press 0 in the lift, and it is beside the toilets.





---

## Toilets / Baby Change facilities / Buggy Park in MoLI

We have three toilets in MoLI. All of the toilets are in the same area on the ground floor, beside the second ticket desk. We have a men's toilet, a women's toilet, and a wheelchair accessible toilet with a baby changing facility in it.



At the ground floor ticket desk, we have a buggy park zone under the stairs. There is some seating here for families, with a small table and chairs for toddlers. We also have some books for 0-5 year olds that you can borrow and read in our gardens, or around the museum.




---

## When we enter the Museum


When we enter the museum, we will first go to the desk to buy our tickets, or show our tickets that we have bought online. There may be some people at the desk, and it may be noisy. We might have to wait a little while before we can take our turn and speak to a person at the desk.

We can use the hand sanitiser at the front desk to clean our hands and hand sanitiser is available for us to use at different points on our journey around the museum.

We will be given a sticker that we can wear in the museum.



Some part of the museum  
can be noisy!



Might have to wait!

At both of the ticket desks, we can ask for some items that will help make our visit both enjoyable and safe.

We have an audio tour available as a free app for visitors. You can download it at [moli.ie/apple](https://moli.ie/apple) or [moli.ie/android](https://moli.ie/android) depending on your device. For now it is English only, but very soon we will have Irish, Spanish, Italian, German and French.

---

We have free wifi in MoLI; it's called "Welcome to MoLI"

At both of the ticket desks we can ask for: a map to help us find our way around, headphones, a green sensory bag.

In the green sensory bag we will find: Red noise-reducing headphones, a sensory toy, fidget spinner, notebook, pencil and rubber, lava timer.



When we come into the museum, we will be welcomed by MoLI staff and given a colourful page about the Chris Haughton Exhibition. We can use this to guide us through the exhibition and the rest of the museum and gardens. We will find little animals in weird and wonderful places throughout the museum and gardens - so we'll have great fun trying to spot them!


### **Helpful people we will meet in MoLI**

We will meet and see many friendly and helpful people in the museum.

You can recognise the MoLI Visitor Experience staff because they wear a round, bright coloured badge with their name on it. In the left picture on the next page is John, a Visitor Experience staff member; and Tony, a Visitor Experience Team Leader.

---

In MoLI we also have Volunteers that work with us everyday - their job is to welcome you with a big smile. The woman giving us a big huge smile in the picture on the right is Lorraine, one of the awesome Volunteers in MoLI.



When we have questions, or when we need help, we can ask a Visitor Experience Assistant, or a Volunteer.

If we cannot find our family or friends, we can ask a Visitor Assistant or Museum Volunteer to help us.

### Getting around

The museum is a big space with many rooms. We will walk through three different buildings that have come together to house the museum. We can use our map and follow the signs to help us find our way around.



---

## **There are four floors that we can visit at MoLI**

**On the ground floor,** we can find the toilets, the shop, The Commons Cafe, a buggy zone, the second ticketing desk, and a small table and chairs for toddlers to colour in, write, read, and play!

**On floor 1,** we have the Common Room, The Iveagh Room, and into the Aula Maxima for the exhibition including Riverrun, Dear Dirty Dublin, a timeline of James Joyce's life, and a video of Finnegans Wake.

**On floor 2,** we have the State and Irish Writing, a seating and video area, a small reading area and steps up to the Young Adult Fiction display and Literary Cities. There is also a stair lift here.

**On floor 3,** we have the James Joyce Inspiration and Creativity Zone.

**On floor 4,** we have the Learning Room. Schools and other learners use this space to create, play, and reflect. When available, this is also used as a Relaxed Space for families with children with autism and extra needs, and it can be accessed with a member of the Visitor Experience team.


We can use the stairs or the elevator/lift to get around the museum.





---

There are also stair lifts inside the building to help us.



There is a shop that sells books, Irish crafts and other fun things on the ground floor.



---

There is a courtyard on the ground floor and a Reading Garden that leads into the Iveagh Gardens at MoLI.



There is a cafe called The Commons where you can get a snack or lunch; it is on the ground floor. We can also eat in the courtyard, too.



---

There is a library for members called the Dedalus library, it is on the 4th floor. We have to be a member to visit here.



### **If we need a break**

We can go to the Learning Room. The Learning Room is a relaxed zone where we can go with an accompanying adult to take a timeout from the museum. The room has three bright Gothic windows. If the room is available, a Visitor Experience staff member will bring us there until we're ready to go back exploring the museum.



---

## Helpful Tips

We are going to have a brilliant visit to MoLI and will follow these helpful tips:

1. We will stay with our group, family, or friends when visiting MoLI.
2. We will listen to our responsible adult and MoLI staff.
3. We will follow the public health guidelines; like sanitising our hands, as best we can we will try to keep our 2 metre distance from other visitors in the museum, and if over the age of 12 years of age we will wear a mask.
4. When we walk through the museum we can look at some stuff, hear some stuff, see some stuff, and feel some stuff.
5. We do not have to keep our voice down: we can talk and chat as normal!
6. If we have a question, we can ask the Visitor Experience Assistant, Tour Guide, or a Museum Volunteer.
7. If we need a break, we can ask our responsible adult or Museum staff member for assistance and they will be happy to help us!
8. If we hear the fire alarm, we should listen to the Visitor Experience Assistant and follow their directions.



---

## The rooms that we will visit in MoLI

Each room in the museum will display how many people can be together in that room - this is to ensure our experience of the museum is safe and fun.

We will visit many different rooms and we will see, hear, and feel lots of interesting stories about Ireland and its unique contribution to creativity.

The first room we will enter is called the Common Room, and it will tell us all about the history of UCD, the buildings and gardens.



Then, we will visit Joyce's Century of Irish Writers. Here, we can see and read some of Ireland's great writers and storytellers!





---

There are steps and a lift down into the Iveagh Room. This is a temporary exhibition space and will change regularly.

There are three bright windows that flood the room with light.

We will find an exhibition by children's picture book author Chris Haughton.

There is sound playing and a video with audio and images on a TV.

We can collect little animals to pick up and bring to the owl mummy where we can sit down on pillows and read books. See the picture below.



---

After the Iveagh Room, we will go to Riverrun, where written words flow all around us like a river. We can hear words from overhead, we can see words on a large screen, and, if we like, we can tear off some poetry on the display stands.

Riverrun can be quite noisy, there will be a lot of audio and sound(s) here. This is an immersive exhibition space so the volume of the audio is at different levels depending on where we are in the exhibition.



In Dear Dirty Dublin, we will learn about James Joyce's life, and we will see a fun, 3D map of Dublin city. We can also sit down and watch a short movie based on one of James Joyce's books, Finnegans Wake.



---

We will then walk upstairs, or we can use the lift to access floor 2. Here, we will learn about the importance of writing to the birth of the Irish State.

We can enjoy looking at some books here because there is a reading zone, with chairs and a table especially for kids.



Next, we will be invited to sit down to watch a short movie with some famous Irish writers, Frank O'Connor and Patrick Kavanagh, alongside Joyce's publisher Sylvia Beach.



---

Afterwards, we will walk up the stairs, or take the access lift up to the next level, and read about some current Young Adult Fiction writers like Darren Shan, Sarah Maria Griffin and Dave Rudden.



We will then move towards the back of the room and read, hear, and see all about the city of Paris and how it played an important role in Irish writers' lives.



---

We will then go up another flight of stairs, or take the elevator to Level 3's Inspiration and Creativity floor of MoLI.


Here, we will see almost a hundred of Joyce's stories told in many different languages. The books are on the wall. We can take books down from the first 3 shelves and look at them!



We can also look inside a room beside the shelves of books and see an audio visual exhibition called 'Somebody' on the writer, Nuala O'Faolain. This has some adult content, so we may want to move into the next room and see one of the most famous books in the world on display - James Joyce's Ulysses.

Remember to look up, there are some cool floating pages overhead! Here, we can also see the very first copy of James Joyce's greatest story, Ulysses, as well as some of his personal notebooks. These are on loan from the National Library of Ireland. The lighting is dark here because we need to protect the books and notebooks from being damaged by the sun.





MoLI believes that being creative is a fundamental human right and, some might say, even the key to happiness! On this floor, we would usually get to listen to some Irish writers talk about their creative life, but due to COVID restrictions, we cannot hear the audio today. We can look in the display cases and see how James Joyce loved to use crayons to mark out his work. We are invited to express our creativity by writing or sketching the first line of our own book/comic/song/poem.



---

When we're finished, we can add our piece to the magnetic wall and have a look at what other people have created, too. The wall is alive with creativity!

### **Leaving MoLI**

Once we are finished, we will hand back the Green Bag to a member of staff and will exit the building through the main entrance or, if we require the lift, we will exit via the ground floor cafe level and access the lift to bring us up to the street level.

If the gate is open, we may also decide to visit the Iveagh Gardens, too.

We may see other visitors on our way, and it may be a little noisy, but we are encouraged to ask for help from staff if we need some.

MoLI is very excited about our visit and looks forward to meeting each and every one of us, and to ensuring we have a very safe, fun, and wonderful time!

### **Check us out online at [moli.ie](https://moli.ie)**

MoLI has a whole host of video workshops for families and young people to do together called Bright Sparks Creative Bursts, we can check them out at <https://moli.ie/learning/bright-sparks-creative-bursts/>

For further info on access we can contact [hello@moli.ie](mailto:hello@moli.ie)

We can also keep up to date on upcoming MoLI events, onsite and online, via our social media sites; twitter, Instagram and Facebook.

